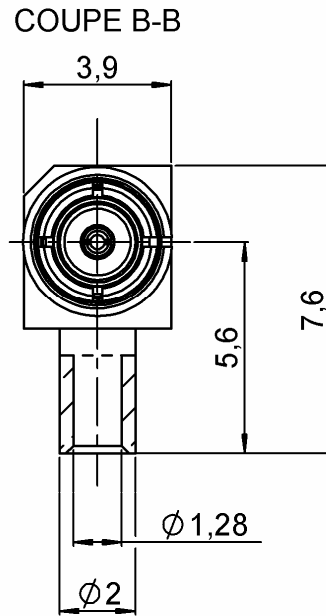
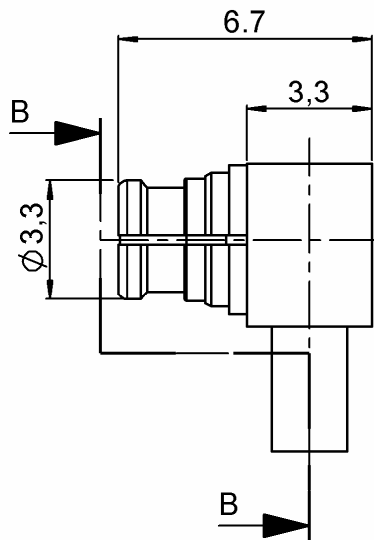


NON MAGNETIC RIGHT ANGLE PLUG SOLDER

R222.900.367

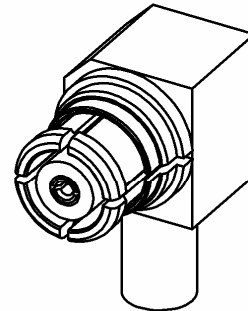
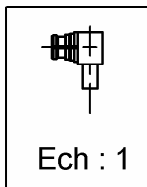
CABLE .047

Series : SMP-COM

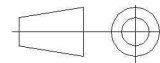


Production according to procedure PAQP-C-017

Coaxial connector will not go over 0.5ppm at 10mm under a magnetic field of 1.5T



All dimensions are in mm.



COMPONENTS	MATERIALS	PLATING (µm)
BODY	BRONZE	BBR 0.5 OVER SILVER 3
CENTER CONTACT	BERYLLIUM COPPER	GOLD 1.3 OVER COPPER 2.5
OUTER CONTACT	BERYLLIUM COPPER	BBR 2
INSULATOR	PTFE	
GASKET	-	
OTHERS PARTS	BRONZE	BBR 2
-	-	-
-	-	-

Issue : 0843 A

In the effort to improve our products, we reserve the right to make changes judged to be necessary.



RADIALL®

NON MAGNETIC RIGHT ANGLE PLUG SOLDER

R222.900.367

CABLE .047

Series : SMP-COM

PACKAGING

Standard	Unit	Other
100	'W' option	Contact us

SPECIFICATION

CABLE ASSEMBLY

ELECTRICAL CHARACTERISTICS

Stripping	a	b	c	d	e	f
mm	3,17	0,00	0,00	0,00	0,00	0,00

Impedance		50	Ω
Frequency		0-12.4*	GHz
VSWR	1.25** +	0,0000	x F(GHz) Maxi
Insertion loss		0.12	\sqrt{F} (GHz) dB Maxi
RF leakage	- (55***	- F(GHz)) dB Maxi
Voltage rating		250	Veff Maxi
Dielectric withstanding voltage		500	Veff mini
Insulation resistance		5000	M Ω mini

Assembly instruction : **Solder 02**

Recommended cable(s)

NON MAGNETIC CABLE

Characteristics indicated on this data sheet are those that can be achieved with the highest performance cable. Intrinsic limitations of the cable may diminish the performance of the assembly

Cable retention

- pull off **47** N mini
- torque **NA** N.cm

MECHANICAL CHARACTERISTICS

Center contact retention			
Axial force – Mating end		6.8	N mini
Axial force – Opposite end		6.8	N mini
Torque		NA	N.cm mini

Recommended torque			
Mating		NA	N.cm
Panel nut		NA	N.cm
Clamp nut		NA	N.cm
A/F clamp nut		0,0000	mm

Mating life		100	Cycles mini
Weight		0,5400	g

TOOLING

Part Number	Description	Hexagon
.	.	.
R282.740.030	SOLDERING MOUNTING	
R282.743.120	POSITIONER FOR SOLDERING SMP	

OTHER CHARACTERISTICS

*ROS 1.7 at 12.4 GHz
** ROS at 6GHz
*** RF Leakage: -40dB min 3<F<6GHz

ENVIRONMENTAL

Operating temperature		-55/105	$^{\circ}$ C
Hermetic seal		NA	Atm.cm3/s
Panel leakage		NA	

Issue : 0843 A

In the effort to improve our products, we reserve the right to make changes judged to be necessary.



RADIALL®

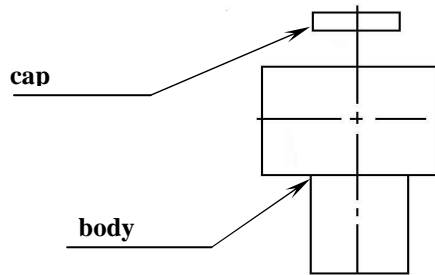
NON MAGNETIC RIGHT ANGLE PLUG SOLDER

R222.900.367

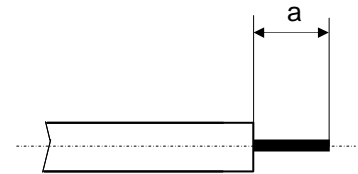
CABLE .047

Series : SMP-COM

COMPONENT



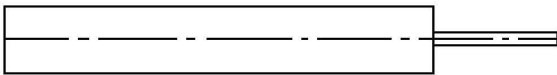
STRIPPING CABLES



We recommend a thermal preconditioning cable

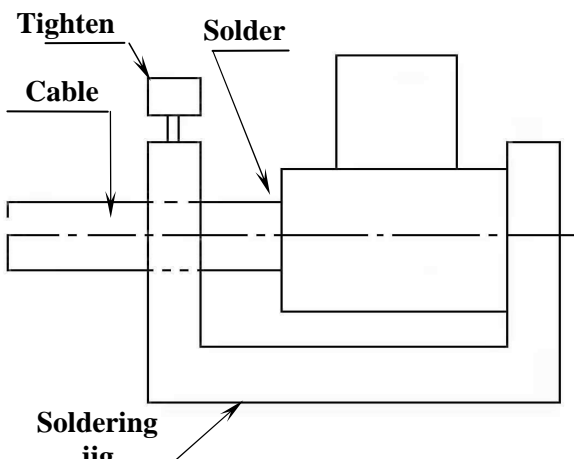
1

Strip the dielectric of the cable .
Clean the cable .
Soldering Sn Pb 180°
Temperature stoking do not exceeded 250° max



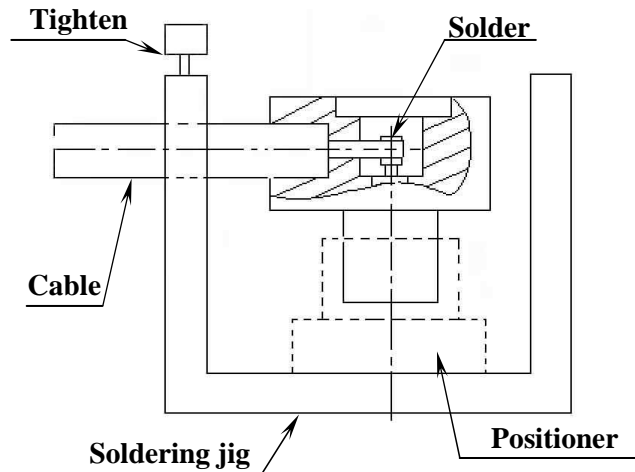
2

Slide cable and connector onto the soldering jig.
Slide cable into connector until it bottoms against the body and tighten.
Solder the body onto the cable .



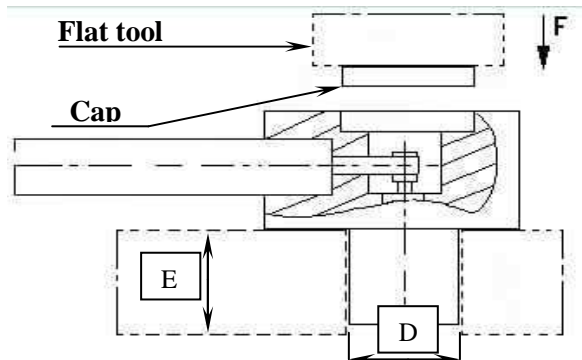
3

After cooling remove cable assembly from the jig .
Slide body into positioner until it bottoms against the positioner .
Slide cable assembly onto the jig .
Tighten and solder the contact.
After cooling remove cable assembly from the jig .



4

Place cable assembly into a dia D = 3.8 +-0.1 and thickness E = 4 +-0.1 .
Place cable assembly above a flat pressing tool .
To fit the cap until it bottoms against the body .
(direction F)



Issue : 0843 A

In the effort to improve our products, we reserve the right to make changes judged to be necessary.

